

Dynamic under pressure

Endevco's piezoresistive pressure sensors offer accurate and reliable performance at pressure extremes.

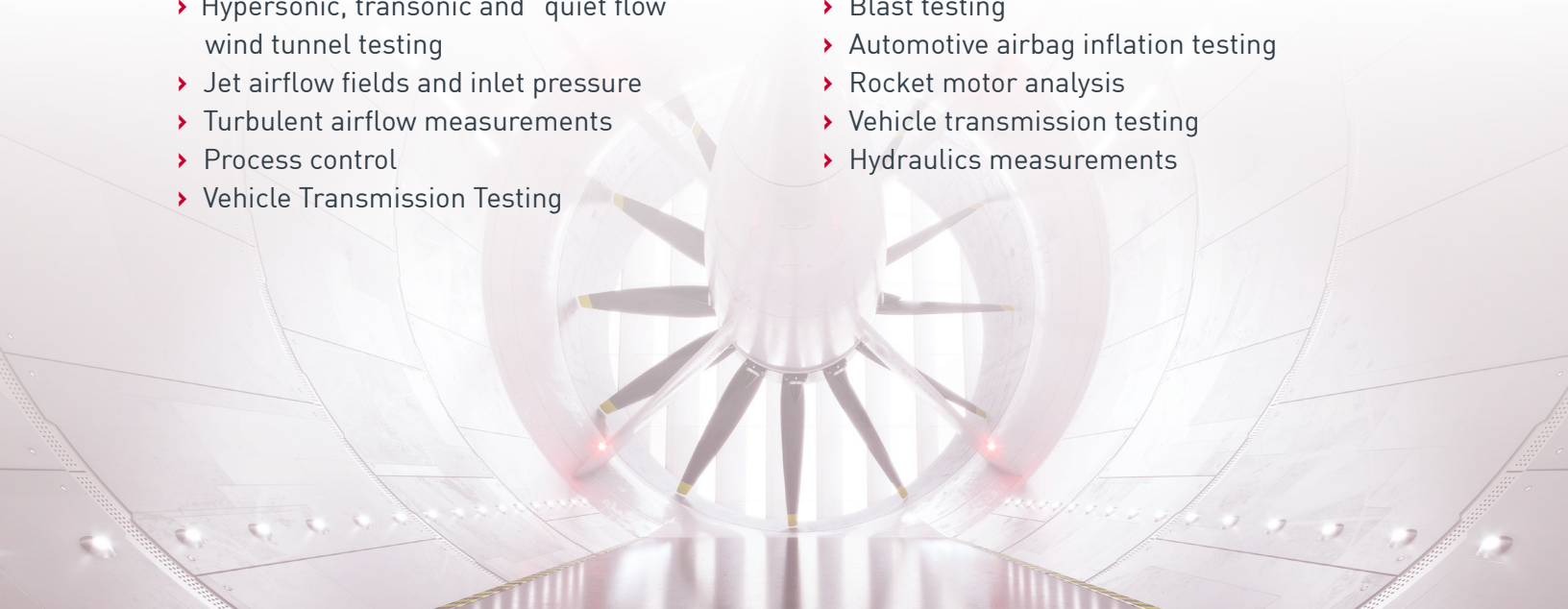
For several decades, Endevco's brand pressure sensors have been addressing demanding test environments for automobiles, trains, aircraft and weapons. The MEMS sensing elements are designed for extremely high output and high resonance combined with exceptional linearity and hysteresis performance. Whether your application calls for measurement of 1 psi or 20,000 psi, a light wind or an explosive blast, Endevco has a pressure sensor that will give you the data you need.

Miniature piezoresistive pressure transducers are designed to measure both dynamic and static pressure to a high degree of accuracy. MEMS sensing elements feature a unique diaphragm design manufactured at Endevco's US based MEMS facility, resulting in a range of pressure sensors with an extremely high output signal and high resonant frequency, as well as extraordinary linearity and repeatability, and virtually no hysteresis.

All models feature internal temperature compensation to provide stable performance over temperature. Absolute pressure sensors are available in ranges as low as 0–15 psia and as high as 0–2000 psia, with gage/differential sensor models available in ranges as low as 0–1 psig and as high as 0–20,000 psig. All units are shipped in specially designed electrostatic discharge (ESD) packaging, to reduce the potentially harmful effects of static electricity on critical components, as well as to further support customer in-house ESD control procedures.

Applications:

- › Hypersonic, transonic and "quiet flow" wind tunnel testing
- › Jet airflow fields and inlet pressure
- › Turbulent airflow measurements
- › Process control
- › Vehicle Transmission Testing
- › Blast testing
- › Automotive airbag inflation testing
- › Rocket motor analysis
- › Vehicle transmission testing
- › Hydraulics measurements





Gage pressure transducers



Model number	8507C	8510B	8510C	8511A
Description	Gage High sensitivity Temp compensation	Gage Vent tube Temp compensation	Gage High resonance Temp compensation	Rugged Gage High pressure Temp compensation
Full scale pressure psig	1 / 2 / 5 / 15	1 / 2 / 5 / 200 / 500 / 2000	15 / 50 / 100	5000 / 10,000 / 20,000
Sensitivity mV/psi	200 / 100 / 60 / 20	200 / 100 / 60 / 1.5 / 0.6 / 0.15	15 / 4.5 / 2.25	0.1 / 0.05 / 0.025
Resonance frequency kHz	55 / 70 / 85 / 130	55 / 70 / 85 / 320 / 500 / 900	180 / 320 / 500	greater than 1000
Non linearity (typ) %FSO	1.5 / 1.0 / 0.5 / 0.2	2.5 / 1.0 / 0.5 / 0.25 / 0.25 / 0.25	0.15 / 0.1 / 0.1	1.2 / 2.5 / 2.5
Operating temperature °C [°F]	-54 to +107 [-65 to +225]	-54 to +121 [-65 to +250]	-54 to +121 [-65 to +250]	-54 to +121 [-65 to +250]
Burst pressure psi	20 / 40 / 100 / 150	25 / 40 / 100 / 1000 / 2500 / 10,000	75 / 250 / 400	20,000 / 30,000 / 40,000
Face diameter mm (in)	2.34 (0.092)	3.86 (0.152)	3.86 (0.152)	8.13 (0.320)
Weight gram	0.3	2.3	2.3	11
Mounting method	RTV bond	10-32 UNF-2A	10-32 UNF-2A	3/8-24 UNF-2A
Screen	"A" screen	"A" screen	"A" screen	No screen
Cable P/N	22409	24328-3	24328-3	24328-3
Accessories	—	EHR93, O-ring, viton EHR96, O-ring, fluorosilicone	EHR93, O-ring, viton EHR96, O-ring, fluorosilicone	22688, gasket, copper 22686 washer, high pressure

Options				
Input voltage variable	----	Yes	Yes	----
2.5V calibration	----	N/A	N/A	----
5V calibration	M6	N/A	N/A	----
No vent tube	----	M1	M1	----
No vent tube, no screen	----	----	M2	----
Metric thread	N/A	M5	M5	----
No screen	----	M7	M7	Std
Integral connector	----	----	----	----
Integral connector, no vent tube, hole inside	----	M37	M37	M37
"A" screen, black grease	----	M8	M8	M1 (star screen)
"B" screen	----	M11	M11	----
"B" screen, black grease	----	M43	----	M8
Gel	----	M41	M4	----
No screen, gel	M8	----	M41	----


Absolute pressure transducers



Model number	8515C	8530B	8530C
Description	0.03 inch thin Surface mount High sensitivity	Absolute High resonance Temp compensation	Absolute High sensitivity Temp compensation
Full scale pressure psia	15 / 50	200 / 500 / 1000 / 2000	15 / 50 / 100
Sensitivity mV/psi	13.3 / 4.0	1.5 / 0.6 / 0.3 / 0.3	15 / 4.5 / 2.25
Resonance frequency kHz	180 / 320	750 / 1000 / →1000 / →1000	180 / 320 / 500
Non linearity (typ) %FSO	0.2	0.2	0.15 / 0.1 / 0.1
Operating temperature °C (°F)	-54 to +121 [-65 to +250]	-54 to +121 [-65 to +250]	-54 to +121 [-65 to +250]
Burst pressure psi	75 / 250	800 / 2000 / 4000 / 4000	75 / 250 / 400
Face diameter mm (in)	6.35 (0.25)	3.86 (0.152)	3.86 (0.152)
Weight gram	0.08	2.3	2.3
Mounting method	RTV bond	10-32 UNF-2A	10-32 UNF-2A
Screen	"B" screen	"A" screen	"A" screen
Cable P/N	EW862	24328-3	24328-3
Accessories	30042, mounting pad	EHR93, O-ring, viton EHR96, O-ring, fluorosilicone	EHR93, O-ring, viton EHR96, O-ring, fluorosilicone
Options			
Input voltage variable	----	Yes	Yes
2.5V calibration	M33	N/A	N/A
5V calibration	M39	N/A	N/A
No vent tube	----	----	----
No vent tube, no screen	----	----	----
Metric thread	N/A	M5	M5
No screen	----	M6	M59
Integral connector	----	M37	M37
Integral connector, no vent tube, hole inside	----	----	----
"A" screen, black grease	M32	M9	M1
"B" screen	Std	----	M58
"B" screen, black grease	----	M8	M2
Gel	M35	----	M35
No screen, gel	----	----	----

Option descriptions

- › All units come standard with 10V calibration. Other voltages are available and should be specified at the time of order to ensure accurate calibration.
- › All units are supplied with a 30 inch integral cable. Longer lengths should be specified at the time of order, subject to the following guidelines: for lengths less than 10 feet, in increments of 1 foot; for lengths greater than 10 feet, in increments of 5 feet. The M37 or integral connector option comes standard with a 3027A-120 cable assembly.
- › Black grease is added to protect the piezoresistive gages from light, particularly the flash of light which is common with blast testing applications.
- › Gel is added to improve water resistance, enabling the sensors to be used in a wet environment for as long as 4 hours, or a humid environment for as long as 8 hours. The sensors will stop functioning when they become thoroughly wet, but will work again once allowed to dry for 24 hours.
- › All sensors come with internal temperature compensation to provide stable performance over temperature. Most models are compensated between 0°F and 200°F (-18°C to +93°C). Upon request, this range can be modified to better suit your application to any 200°F range that is inside the normal operating range of the sensor.



10869 NC Highway 903, Halifax, NC 27839 USA

endevo.com | sales@endevo.com | 866 363 3826

© 2024 PCB Piezotronics - all rights reserved. PCB Piezotronics is a wholly-owned subsidiary of Amphenol Corporation. Endevo is an assumed name of PCB Piezotronics of North Carolina, Inc., which is a wholly-owned subsidiary of PCB Piezotronics, Inc. Accumetrics, Inc. and The Modal Shop, Inc. are wholly-owned subsidiaries of PCB Piezotronics, Inc. IMI Sensors and Larson Davis are Divisions of PCB Piezotronics, Inc. Except for any third party marks for which attribution is provided herein, the company names and product names used in this document may be the registered trademarks or unregistered trademarks of PCB Piezotronics, Inc., PCB Piezotronics of North Carolina, Inc. (d/b/a Endevo), The Modal Shop, Inc. or Accumetrics, Inc. Detailed trademark ownership information is available at www.pcb.com/trademarkownership.

EDV-Pressure-0324